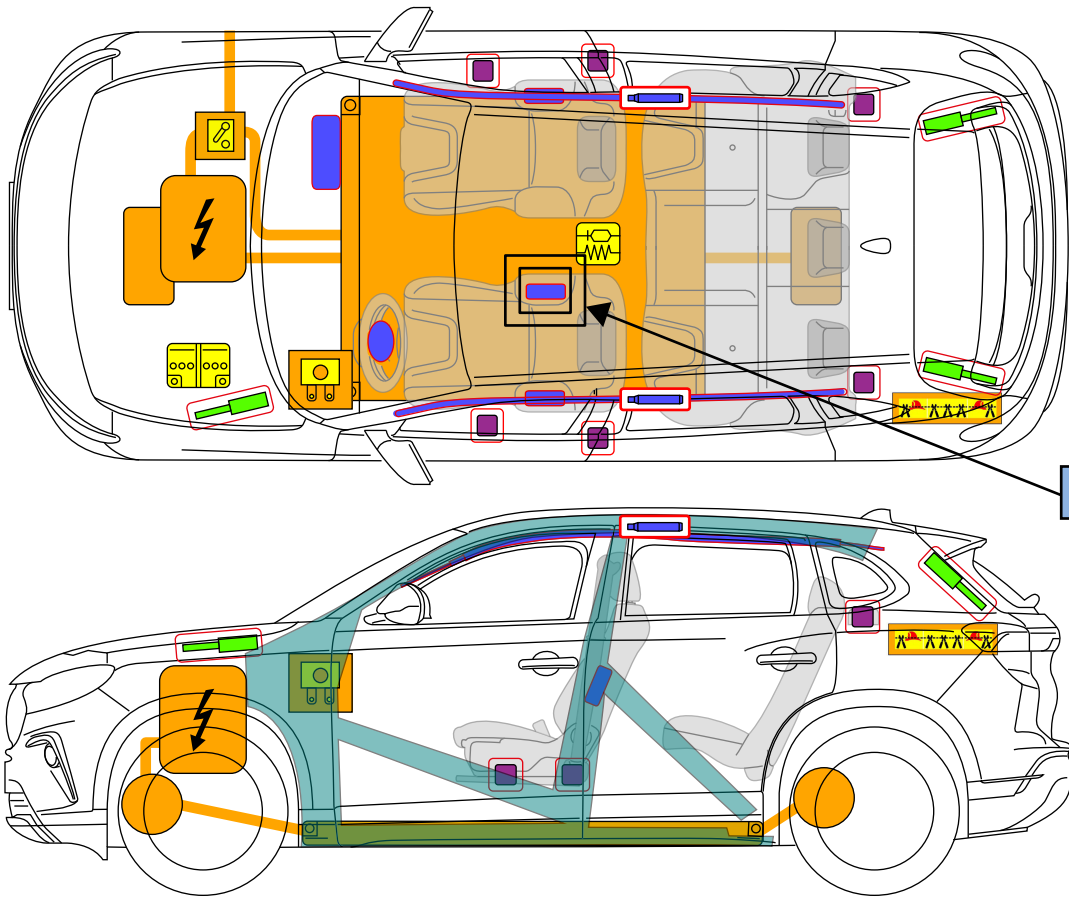





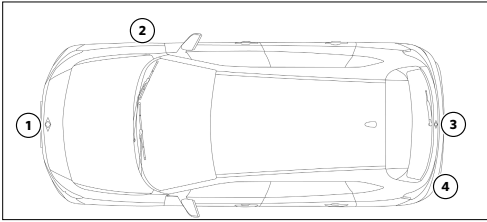
Togg T10X
SUV, 5 doors
(As of 1st May 2025)





	Airbag		Stored gas inflator		Seatbelt pretensioner		SRS Control Unit	
			Gas strut/pre-loaded spring		High strength zone		Zone requiring special attention	
	Battery low-voltage							
	High-voltage battery pack		High-voltage power cable				Fuse box disabling high-voltage	
	Cable cut		Low voltage device that disconnects high voltage		High-voltage component			


1. Identification / recognition



 LACK OF ENGINE NOISE DOES NOT MEAN VEHICLE IS OFF. SILENT MOVEMENT OR INSTANT RESTART CAPABILITY EXISTS UNTIL VEHICLE IS FULLY SHUT DOWN. WEAR APPROPRIATE PERSONAL PROTECTIVE EQUIPMENT (PPE).



① Center of hood
 

② HV charging socket
 


③ Center of tailgate
 

④ Left of tailgate
 


2. Immobilisation / stabilisation / lifting

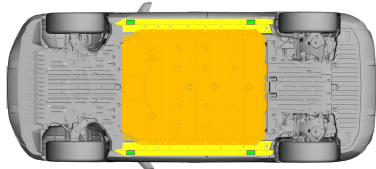
Immobilise / stabilisation:

- Block the wheels and engage parking brake.
- Push the P (park) button (a) or lift up the park brake switch (b) to select the P (park) position.






The instrument cluster shows a message whether the park brake is engaged or not.

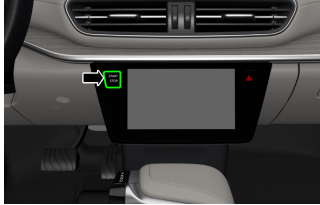






Lifting points:

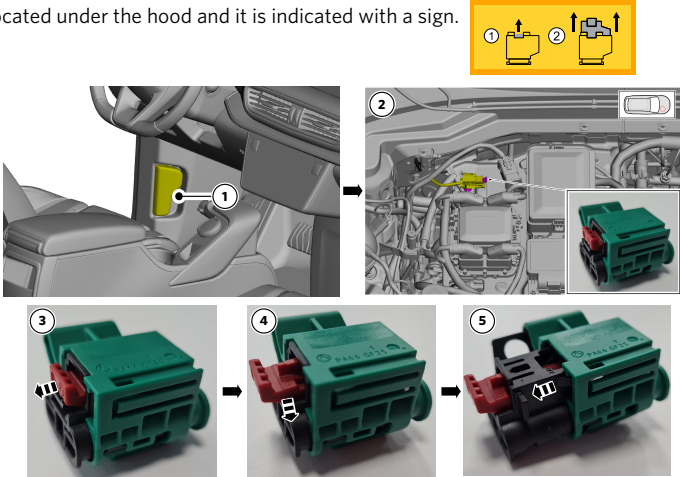
-  Suitable lifting points
-  Suitable stabilisation points on the side
-  High-voltage battery


3. Disable direct hazards / safety regulations

Switch off the ignition: Press the START/STOP button without actuating brake pedal.
 


Main disabling method: The high-voltage disconnect is located under the hood and it is indicated with a sign.
 


- Open the hood.
- Find the electrical connector.
- Pull the release.
- Push the release down.
- Pull out the switch.



Alternative disabling method 1: Actuating the alternative high-voltage disconnect.
 

- Remove the fuse box cover.
- Pull the label to remove the fuse (F17/5A). (Location- Cabin fuse box)






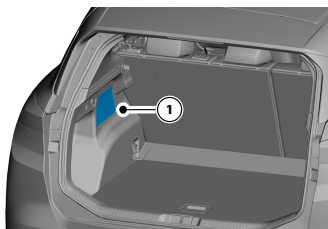
Togg T10X SUV, 5 doors (As of 1st May 2025)



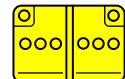
Alternative disabling method 2 : Actuating the alternative high-voltage disconnect.
(High-voltage cut point)



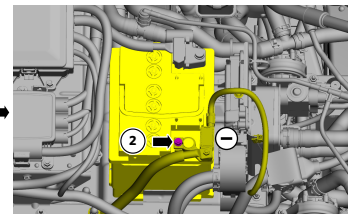
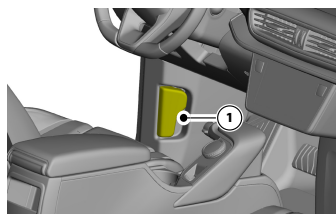
- 1- Remove the rear fuse box cover.
- 2- Cut the cable at the marked point.



Disconnect 12 volt battery :



- 1- Open the hood.
- 2- Loosen the nut and disconnect the negative terminal.



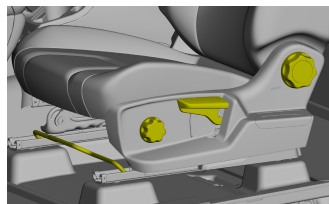
Safety regulations:



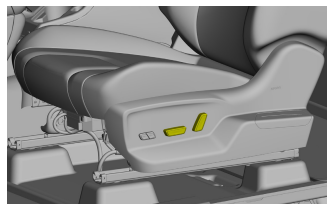
- Always assume the vehicle is powered, even if it is silent!
- Make sure that the vehicle is immobilized and the propulsion system is deactivated.
- Be aware that not every high-voltage component is labelled.
- Never touch, cut, or open any orange high-voltage power cable or high-voltage component.
- In case of a collision with airbag deployment and/or seat belt pretensioner activation, the propulsion system will be disabled. The restraint systems are still active.
- Always wear the appropriate personal protective equipment (PPE).
- Do not attempt to open high-voltage battery.

4. Access to the occupants


Manual seat adjustment



Electrical seat adjustment



Steering column adjustment



Glass type

- A. Laminated glass.
- B. Tempered glass.

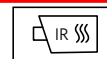


5. Stored energy / liquids / gases / solids

	400V					
	12V					
	R - 1234yf					
	0.610 kg					



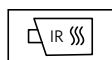
When conventional antifreeze/coolant leaks from the battery pack, it can become unstable with risk of thermal runaway.
An increasing battery pack temperature might be an indicator of thermal runaway.



6. In case of fire



USE LARGE AMOUNTS OF WATER



POTENTIAL RISK OF BATTERY RE- IGNITION / DELAYED IGNITION!

7. In case of submersion

- 1- There is no increased risk of electric shock in water resulting from the high-voltage system.
2- If possible, remove the vehicle from the water and continue with the deactivation of high-voltage system procedure for this vehicle (see chapter 3).

8. Towing / transportation / storage



STORE VEHICLE IN AN OPEN AIR PARKING AT SAFE DISTANCE > 5M FROM OTHER OBJECTS OR VEHICLES!

	 POTENTIAL RISK OF BATTERY RE - IGNITION / DELAYED IGNITION!
---	--



9. Important additional information




















In the event of an accident in which the airbags are deployed, the high-voltage system will be automatically deactivated. The high-voltage system is de-energized approximately 60 seconds after deactivation.

Contact details

1- Togg Care and Roadside Assistance : **0 850 222 86 44**
2-Togg User Support Email : toggcare@togg.com.tr

10. Explanation of pictograms used

	Warning, Electricity		Flammable
	General warning sign		Hazardous to the human health
	Air - conditioning component		Acute toxicity
	Electric vehicle		Explosive
	Use thermal Infrared camera		Corrosives
	Seat adjustment, longitudinal		Use water to extinguish the fire
	Seat height adjustment		Bonnet
	Seat adjustment, seat back recline		Trunk
	Steering wheel, tilt control		